



Singlemode Fiber Couplers



Features

- Low Excess Loss
- Various Coupling Ratio
- Compact Size

Applications

- Long-haul Telecommunications
- CATV Systems & Fiberoptic Sensors
- Local Area Network



Performance Specifications

Coupling Ratio(%)	50/50
Directivity (dB)	≥55
Operating Temperature(°C)	-20 ~ +70 (-40 ~ +85 available upon request)
Storage Temperature(°C)	-40 ~ +85
Fiber Type	Corning singlemode SMF-28,DS fiber or Flexcore
Fiber Pigtail Length (m)	1
Port Configuration	1x2 or 2x2
Dimensios (mm)	Package M, N, A, B, C

Singlemode Standard Couplers

Grade	Premium	A Grade
Coupling Ratio (%)	50/50	50/50
Excess Loss (Typical)(dB)	0.1	0.15
Maximum Insertion loss (dB)	3.3	3.5
Maximum PDL (dB)	0.1	0.15
Operating Wavelength (nm)	850±10,980±10,1310±10,1480±10,1550±10,1585±10 or custom wavelength	

Singlemode Wideband Coupler

Grade	Premium	A Grade
Coupling Ratio (%)	50/50	50/50
Excess Loss (Typical)(dB)	0.1	0.2
Maximum Insertion loss (dB)	3.3	3.5
Maximum PDL(dB)	0.1	0.15
Operating Wavelength (nm)	1310 ±40,1550±40,1585±40 or custom wavelength	

Coupling Ratio/Insertion Loss Conversion on Chart

Coupling Ratio	Insertion Loss	
	Premium	A Grade
40/60	4.4/2.5	4.6/2.8
30/70	5.6/1.8	6.0/2.0
20/80	7.6/1.2	8.0/1.3
10/90	10.8/0.6	12.0/0.8
5/95	13.8/0.35	15.7/0.55
2/98	18.0/0.25	19.5/0.3
1/99	21.0/0.2	21.5/0.3

Note: All values referenced are without connector

Ordering Information

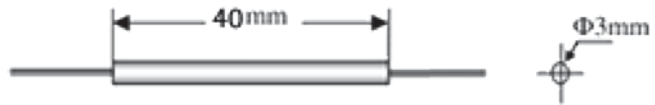
Type	Grade	Wavelength	Coupling Ratio or Attenuation (dB)	Port	Package	Pigtail Style	Fiber Type	In/Out Connector
S W	S P A	83=830nm 85=850nm 98=980nm 13=1310nm 14=1480nm 15=1550nm 16=1585nm	50=50/50 30=30/70 10=10/90 05=5/95 01=1/99	0102=1x2 0202=2x2	M=Package M N=Package N A=Package A B=Package B C=Package C	1=BareFiber 2=900umJacket 3=3mmCable	0=SMF-28 1=HI 1060 2=HI 780 D=DSFiber S=Special	0=None 1=FC/APC 2=FC/PC 3=SC/APC 4=SC/PC 5=ST 6=LC/UPC 7=LC/APC X=Special

*Type: S--Singlemode Standard Coupler
W--Singlemode Wideband Coupler

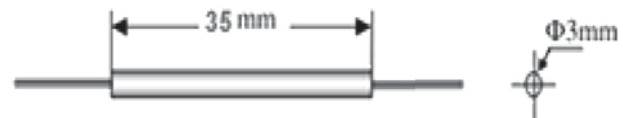
Package Dimensions & Pigtail Style

Package Dimensions

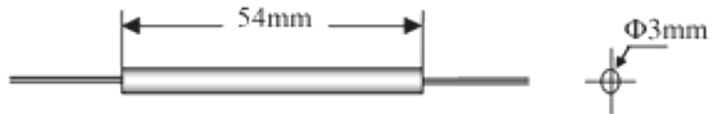
Package M:
3mm x 40mm Stainless Steel Tube



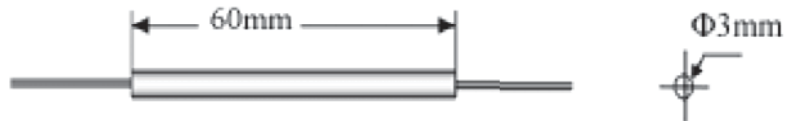
Package N:
3mm x 35mm Stainless Steel Tube



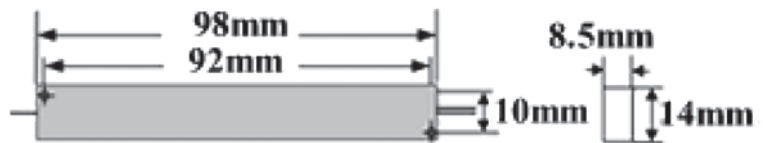
Package A:
3mm x 54mm Stainless Steel Tube



Package B:
3mm x 60mm Stainless Steel Tube



Package C:
8.5mm x 14mm x 98mm Case



Pigtail Style:

Package M, N, A:

250um Bare Fiber

Package B:

250um Bare Fiber or 900um Loose Tube

Package C:

3mm Cable or 900um Loose Tube